



GLEN OAKS LACY SCARF



DESIGNED BY DEJA JOY

Sskill Level: Intermediate

Materials:

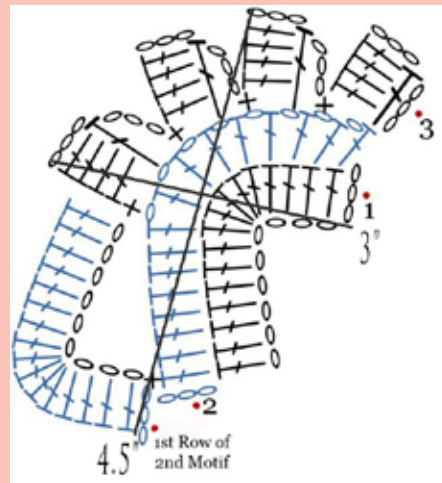
200 yards of Rowan Softknit Cotton in color 570

- 50 grams/115 yards per skein
- Substitute with any other worsted weight yarn in any color you like

Crochet Hook: 6mm [US-J]

Gauge: 1 motif = 4.5" high x 3" wide (see picture to the right for where measurements were taken)

Finished Measurements: Approx. 68" long





Scarf Instructions

Special Note: None of the CH 3 at the beginning of the rows count as a DC, do not count them in your final stitch count for that row.

CH 9

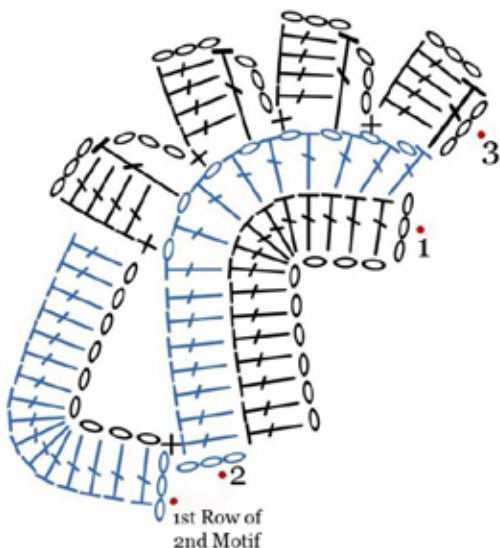
Row 1: CH 3, DC in 4th CH from hook. DC 14 times around the foundation CH (see picture below for more info), DC in last CH. 16 STS



Notice how the DCs are worked around the CH instead of through only one loop.

Note: After First Row, you will perform the DC 14 times in the CH 9 space created on the ROW 3 instructions.

Stitch Diagram



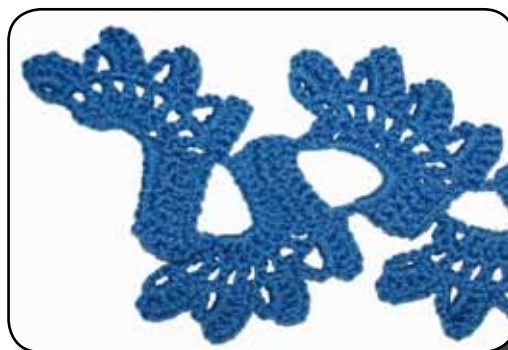
Row 2: Turn, CH 3, DC in next 8 STS, [CH 1, DC in next ST] 8 times. 24 STS

Row 3: Turn, CH 3, [DC in CH 1 space, CH 3, DC 4 times around DC post just made, SC in next CH 1 space, CH 3] 3 times, DC in next CH 1 space, CH 3, DC 4 times around DC post just made, SC in next CH 1 space, CH 9, skip next 7 STS, SC in last DC of row below. 55 STS

Row 4-87: Repeat Rows 1-3.

Note: You will have a total of 29 motifs when you finish.

After last row, fasten off and weave in ends. Block if desired.



Finished motifs laying flat.

Abbreviations Used

CH- chain
DC- double crochet
SC- single crochet
SL ST- slip stitch
ST(S)- stitch(es)
[...] x times- stitch repeat, work the stitches contained within the brackets the amount of times as stated directly after the brackets.